ORACLE LIGHTING
By Elite Lighting

OWM-R-201-LED

LED Cross-Bar Wall Mount Round Medallion Multi-CCT



EASY 3 COLORS
SELECCTOR
3000K | 4000K | 5000K

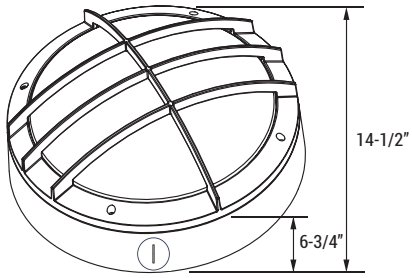

NOMINAL LUMENS	DELIVERED LUMENS	WATTAGE
4000	2876	40 W

Based on 4000K, 85+ CRI. Actual wattage may vary +/- 5%

FEATURES

The OWM-201 LED Round Medallion series is an open-faced, high-performance wall pack with a crossbar design. A durable cast aluminum is corrosion-resistant, making the OWM ideal for withstanding tough environments such as parking garages, office complexes, and other outdoor applications. The easy-to-install, easy-to-maintain, high output OWM is perfect for residential and commercial indoor and outdoor applications.

LUMENS	4000
CCT	30K/40K/50K
CRI	70+ Standard
COLOR QUALITY	3 Step MacAdam Ellipse
MOUNTING	Surface
DIMMING	DIM10 (0-10 dimming)
FINISH	Black, Bronze, White
WORKING TEMPERATURE	-30C to 50C
LIFETIME	L70 at 30,000 Hours
PHOTOMETRIC TESTS	In Accordance with IES LM79-08, LM80 and TM-30, TM-21

CONSTRUCTION

Constructed from one-piece, die-cast aluminum housing, featuring an open front crossbar frame with a textured powder-coat finish over a chromate conversion coating. Chromate conversion coating provides excellent corrosion resistance and a higher electrical surface resistance. The housing is sealed with a one-piece silicone gasket that protects the optical assembly from outside contaminants. Faceplate is secured to housing by four (4) captive, tamper-resistant, stainless-steel screws.

MULTI-CCT SELECT – 30K/40K/50K

A convenient multi-CCT SeleCCTor switch allows the user to switch between 30K, 40K, and 50K to set the perfect ambience at the switch of a button.

FINISH

Corrosion and UV resistant polyester powder-coat finish comes standard.

FOR WET LOCATION | 5 YEARS LIMITED WARRANTY | PROUDLY ASSEMBLED in AMERICA

Due to the changes of constant improvement in LED technology, all details are subject to change without notice. Consult factory for up to date information.
RS160719

OWM-R-201-LED

LED Cross-Bar Wall Mount Round Medallion Multi-CCT

OPTICS
High-performance LEDs maintain at least 70% of light output at 30,000 hours of service life. LEDs are strategically, evenly spaced on the board, producing uniform, even throws of light.

LENS
Standard glass lens.

OPTIONS
Photocell - detects changing light levels and saves energy by turning off during the day.

ELECTRICAL
Powered by high-quality constant-current power LED drivers which are rated for 50 to 60Hz at 120/277V input. Produce less than 20% THD, and have a power factor of .90 to 1.00.

DIMMING & DRIVER INFORMATION
DIM10 - Flicker Free 1% Dimming Standard (DIM10) 0-10V dimming on either MVOLT 120 or 277.

WARRANTY
Five-year warranty for parts and components (labor not included).

LISTING
cULus Listed for Wet location

Example: **OWM-R-201-LED-4000L-MVOLT-30K/40K/50K-BK**

OWM-R-201-LED						
SERIES	**LUMENS**	**DIMMING**	**VOLTAGE**	**CCT**	**FINISH**	**OPTION**
LED Open-Face Wall Mount Round Medallion	**4000L** - (4000 lumens)	**DIM10** - 0-10V Dimming	**MVOLT**	**30K/40K/50K** -	**BK** - Black **WH** - White **BZ** - Bronze	**PHC -** Photocell

OWM-R-201-LED-4000L-DIM10-MVOLT-30K-40K-50K-(40K) TEST NO.: **EL05082054**

INPUT WATTS: **40.8** LUMENS: **2876** CRI: **70** EFFICACY: **80** CCT: **4000K** SPACING CRITERIA: **1.06**

Candle Power Distribution (Candelas)

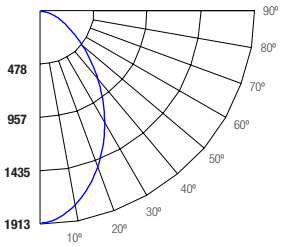

Zonal Lumens Summary

Zone	Lumens	%Lamp	%Fixt
0-20	638.75	22.2	22.2
0-30	1244.04	43.3	43.3
0-40	1839.23	63.9	63.9
0-60	2623.51	91.2	91.2
0-80	2870.29	99.8	99.8
0-90	2873.91	99.9	99.9

Luminance (Average candela/M^2)

Angle in Degrees	Average 0º	Average 45º	Average 90º
45	2755	3074	2783
55	1870	2170	1904
65	1211	1581	1234
75	800	1077	724
85	2	3	65

Lumens Per Zone

Zone	Lumens
0-10	176.23
10-20	462.52
20-30	605.29
30-40	595.2
40-50	473.38
50-60	310.9
60-70	172.14
70-80	74.64
80-90	3.62

Candela Tabulation

	0
0	1910.03
5	1863.28
15	1616.85
25	1273.66
35	903.92
45	569.11
55	313.27
65	149.55
75	60.47
85	0.05
90	4.93

Coefficients of Utilization - Zonal Cavity Method
Effective Floor Cavity Reflectance 0.20

RC	80%				70%				50%			30%			10%			0%
RW	70%	50%	30%	10%	70%	50%	30%	10%	50%	30%	10%	50%	30%	10%	50%	30%	10%	0%
ROOM CAVITY RATIO																		
0	119	119	119	119	116	116	116	116	111	111	111	106	106	106	102	102	102	100
1	111	108	104	101	109	105	102	100	101	99	97	97	95	94	94	92	91	89
2	103	97	91	87	101	95	90	86	92	87	84	88	85	82	85	83	80	78
3	96	87	81	75	94	86	80	75	83	78	73	80	76	72	78	74	71	69
4	89	79	72	66	87	78	71	66	76	70	65	73	68	64	71	67	63	61
5	83	72	65	59	81	71	64	59	69	63	58	67	62	57	66	61	57	55
6	78	66	58	53	76	65	58	53	64	57	52	62	56	52	60	55	51	50
7	73	61	53	48	71	60	53	48	59	52	47	57	51	47	56	51	47	45
8	68	56	49	44	67	56	48	43	54	48	43	53	47	43	52	47	43	41
9	64	52	45	40	63	52	45	40	51	44	40	50	44	40	49	43	39	38
10	61	49	42	37	59	48	41	37	47	41	37	46	41	37	46	40	36	35

***RC** - Ceiling Cavity Reflectance* ***RW** - Wall Reflectance*

Due to the changes of constant improvement in LED technology, all details are subject to change without notice. Consult factory for up to date information.